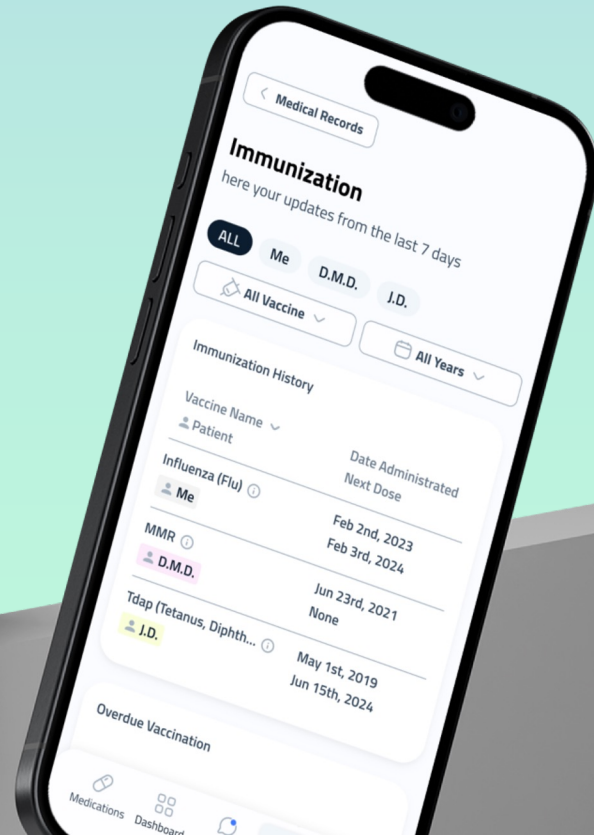


# **Abartys Health**

## **Patient and Provider Access Portal**

### **Attachment L**

For  
Health Information Exchange (HIE) Proposal



# Introduction

Welcome to PatientLynk, an innovative digital health platform designed to meet the evolving needs of today's healthcare landscape. At the heart of our mission is a commitment to revolutionizing patient engagement by creating a platform centered around the user's experience. PatientLynk is the bridge that closes the gap between patients and healthcare providers, facilitating seamless communication and efficient sharing of health information.

Our goal is to reshape the healthcare experience, making it more accessible, intuitive, and empowering for patients everywhere.

Today, we're excited to showcase how PatientLynk stands as the ideal choice for enhancing healthcare delivery, now and in the years to come. Join us as we explore a future where patients are not just participants but active partners in their health journey.

# PatientLynk

Overview of Key Features & Benefits

# The PatientLynk Health Dashboard:

Empowering the Patient Health Journey by Revolutionizing Access to Electronic Health Records.

Our user-friendly portal offers a dynamic health hub designed for ease of use, providing a comprehensive view of your health status with personalized notifications, upcoming medical appointments, and in-depth health analytics—all tailored to your preferences.



# Dashboard Highlights Tailored for You:

Engage with features designed to enhance your health management and decision-making.

**Key Health Indicators:** Customized views of health metrics for a holistic understanding of well-being.

**Continuity of Care:** Easy access to your primary care doctors to maintain a seamless healthcare experience.

**Prescription Adherence:** Monitoring tools to ensure you're on track with your treatments, enhancing effectiveness.

**Appointment Management:** Streamline scheduling and reminders for your medical appointments for hassle-free health management.



# A More Engaging Health Assessment:

Making health management smarter, more personalized, and more proactive.

**Simplified Interface:** focusing on the accuracy of the data users input to ensure the information is not just correct, but also relevant and helpful.

**Personalized Health Snapshot:** Providing a clear picture of your current health, along with customized tips and resources making it easier to set and achieve the patient's health goals.

**Advanced Insights Over Time:** As you get more comfortable using the tool, it will start to reveal more complex health metrics and deeper insights and recommendations specifically tailored to the changing health needs of our users.

The screenshot displays the PatientLink web application interface. At the top, the browser address bar shows 'https://www.patientLink.com'. The main header includes the 'patientLink' logo and a search bar. A left-hand navigation menu lists options: Dashboard, Health Assessment (selected), Find a Doctor, Medications, Appointments, Messages, Lab Test Results, Cardiology, Radiology, Immunizations, and Other Records. Below the menu, the user's name 'John Smith' and 'Profile Completion' progress bar are visible.

The central content area is titled 'Your health assessment' and indicates it was 'Updated yesterday'. A progress indicator shows 'We're almost there! Your health risk assessment is 80% complete' with 'Complete Survey' and 'Remind me later' buttons. Below this, 'Your Health Data' is presented with three circular progress charts: 'Lifestyle & Habits' (72% Completed, Good status), 'General health' (88% Completed, Average status), and 'Medical History' (79% Completed, Fair status). Each chart includes a brief description of the metric.

The bottom section of the dashboard is 'Unanswered Questions', featuring three placeholder questions for 'Lifestyle & Habits' with dropdown menus for answers.

On the right side, 'Personalized Resources' are featured, including a 'BREATHE' graphic, a 'REDUCE STRESS' section with a tip to 'Adopt this morning routine to start the day relaxed', a 'PHYSICAL ACTIVITY' section with a tip to 'Benefit from physical activity', and a 'NUTRITION' section with a tip for '8 Tips for Healthy Eating'. An 'Explore More' link is at the bottom of the resources section.

# Patient / Provider Team Messaging:

Streamlined interactions, enabling instant, meaningful conversations.

Here's how it benefits both parties:

**Quick Access to Advice:** Reach out to your healthcare team anytime for prompt medical guidance.

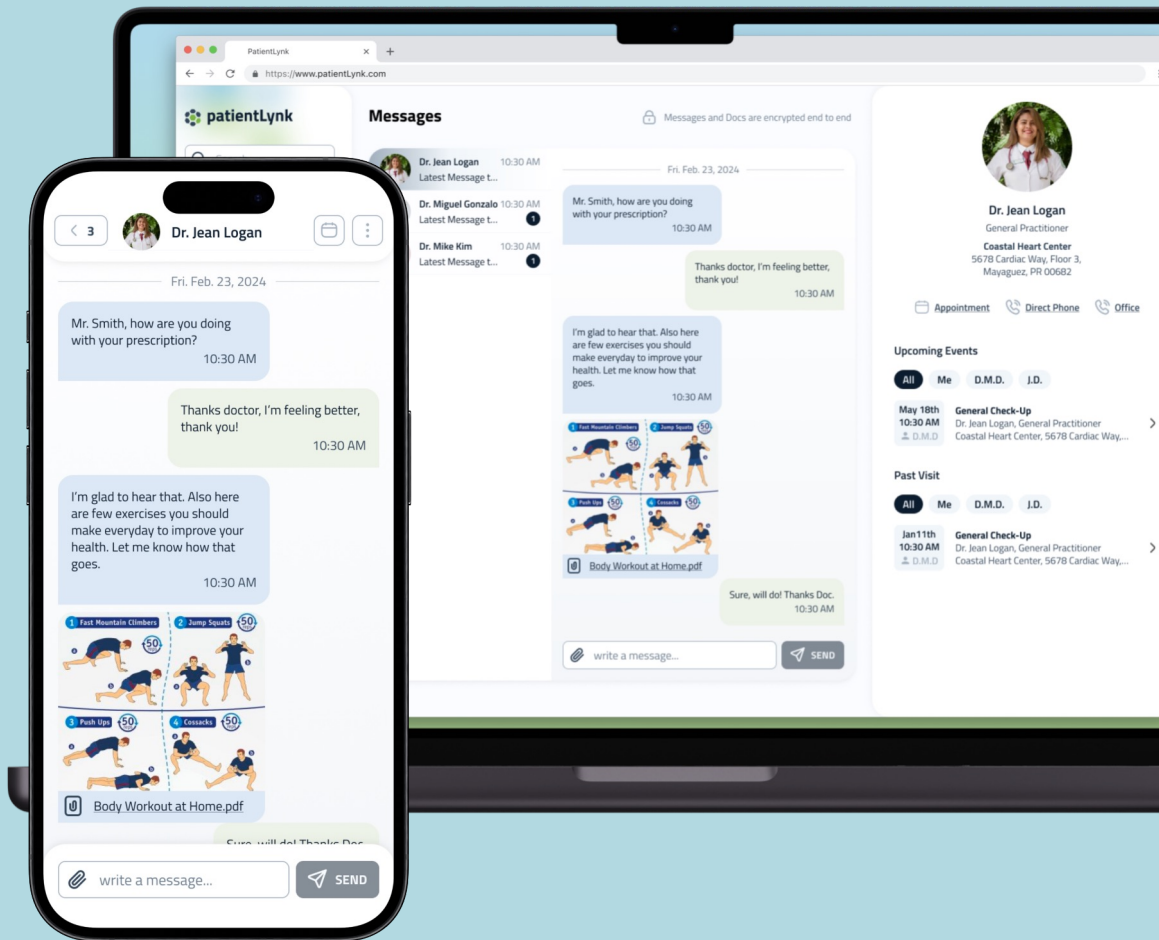
**Empowered Health Management:** Share health updates and receive personalized care plans, enhancing health journey participation.

**Better Medication Understanding:** Directly discuss medication instructions, adjustments, and refills for improved adherence.

**Efficient Patient Inquiries Handling:** Manage communications seamlessly, integrating patient engagement into daily workflows.

**Increased Engagement:** Use the platform to send health reminders and advice, encouraging proactive patient health management.

**Enhanced Care Coordination:** Facilitate easier collaboration among care team members for a unified approach to patient care.





# Medical Records



Lab Test Results



Cardiology



Radiology



Immunizations



Dental Treatment



Other Records

# Empowering Patient Health Management:

Enhancing patient access to medical records represents a pivotal step towards democratizing health data.

By providing users with instant access to a wide array of their health data—ranging from recent laboratory test results to comprehensive records across various specialties such as cardiology, radiology, and immunizations—our solution seamlessly integrates with Electronic Health Record (EHR) and Electronic Medical Record (EMR) systems used by healthcare professionals.

This integration not only keeps patients fully informed about their health status but also equips them with the essential knowledge to make well-informed health decisions.

 Lab Test Results

 Cardiology

 Radiology

 Immunizations

 Dental Treatment

 Other Records

## Benefits of Immediate, Comprehensive Access:

Enhancing the Patient Experience  
Leading to Healthier Outcomes.

By offering comprehensive health overviews and immediate information access, our solution reduces patient anxiety, supports timely healthcare discussions, and fosters proactive health management. Enhanced engagement leads to better adherence to treatment plans and healthier lifestyles.



# Commitment to Privacy and Patient-Centric Care:

## Prioritizing Patient Security in Accessing Health Information

Our advanced security measures ensure the privacy and safety of patient data, giving individuals peace of mind while fostering a trusted environment for health information management. This commitment supports our overarching goal of enhancing healthcare outcomes through empowered, informed patients.



# Lab Test Results

Search

Menu

Dashboard

Health Assessment

Find a Doctor

Medications

Appointments

Messages

Medical Records

Lab Test Results

Cardiology

Radiology

Immunizations

Other Records

Request PHR

John Smith

Profile Completion

Lab Result Page

## MedLab Diagnostics

Thu, 7 Sept 2023 NEW

Physician {{Physician ID}}

Patient Me

Download

Share

### Lipid panel

7 Markers 5 2

Less

[View Lipid historical table](#)

5 records >

#### Total Cholesterol

Range: 200.0 - 240.0 mg/dL

260.00 >

#### LDL Cholesterol

Range: 100.0 - 130.0 mg/dL

130.00 >

#### HDL Cholesterol

Range: 40.0 mg/dL or higher

20.00 >

#### Triglycerides

Range: 150.0 mg/dL or lower

160.00 >

#### Cholesterol/HDL Ratio

Range: 3.5 or lower

3.5 >

#### Non-HDL Cholesterol

Range: 150.0 - 260.0 mg/dL

260.00 >

## Total Cholesterol

Total Cholesterol is a medical measurement that represents the sum of all types of cholesterol found in your blood. Cholesterol is a fatty...

[Show more](#)

Optimal Range based on Your Profile

200.0 - 240.0 mg/dL

Your Value on Thu, 7 Sept 2023

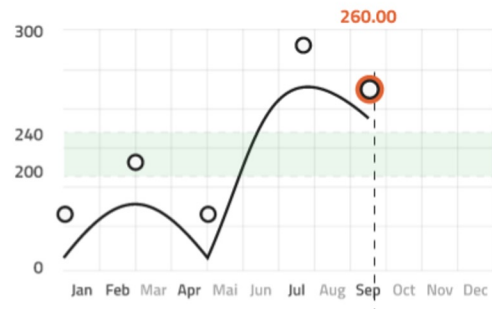
260.00 Inadequate

↗ 3.45 vs the last test



Your Glucose Trend

6M 1Y 2023 ▼



Inadequate 7 September 2023

Range: 200.0 - 240.0 mg/dL

260.00

↗ 70

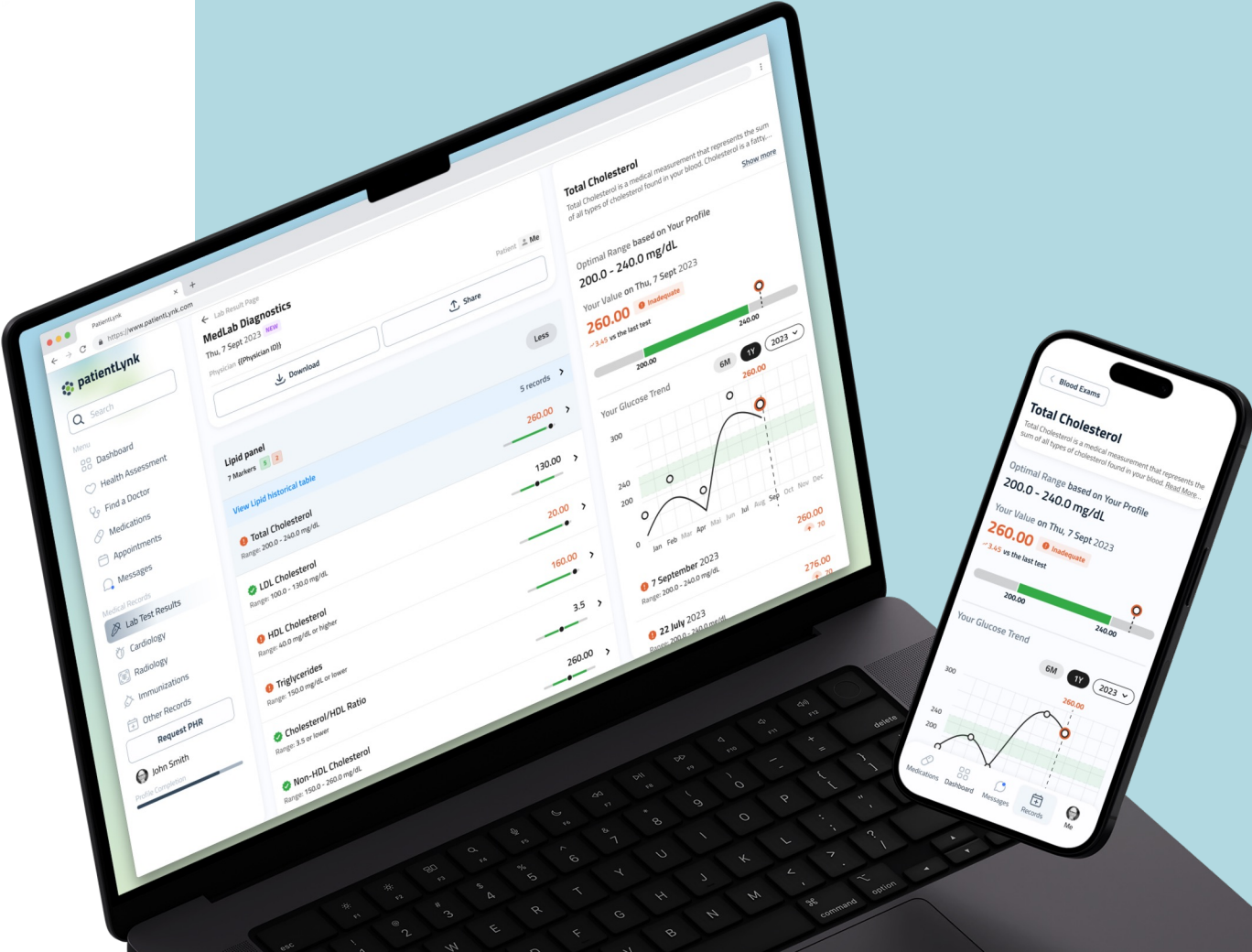
Inadequate 22 July 2023

Range: 200.0 - 240.0 mg/dL

276.00

↗ 70

# Lab Test Results



# Lab Test Results

### Lipid panel

7 Markers 5 2 Less

[View Lipid historical table](#) 5 records

- Total Cholesterol**  
Range: 200.0 - 240.0 mg/dL 260.00
- LDL Cholesterol**  
Range: 100.0 - 130.0 mg/dL 130.00
- HDL Cholesterol**  
Range: 40.0 mg/dL or higher 20.00
- Triglycerides**  
Range: 150.0 mg/dL or lower 160.00
- Cholesterol/HDL Ratio**  
Range: 3.5 or lower 3.5
- Non-HDL Cholesterol**  
Range: 150.0 - 260.0 mg/dL 260.00
- LDL/HDL Ratio**  
Range: 3.5 or lower 6.5

**Urinalysis**  
7 Markers 5 2 More

**CBC con Diff**  
7 Markers 5 2 More

**Comp Met Panel**  
7 Markers 5 2 More

**Thyroglobulin AB**  
7 Markers 5 2 More

### Total Cholesterol

Total Cholesterol is a medical measurement that represents the sum of all types of cholesterol found in your blood. Cholesterol is a fatty...

[Show more](#)

Optimal Range based on Your Profile  
**200.0 - 240.0 mg/dL**

Your Value on Thu, 7 Sept 2023  
**260.00** Inadequate  
↔ 3.45 vs the last test

Your Glucose Trend 6M 1Y 2023

Date	Value	Change
7 September 2023	260.00	↔ 70
22 July 2023	276.00	↔ 70
23 April 2023	90.00	↔ 70
23 February 2023	200.00	↔ 70

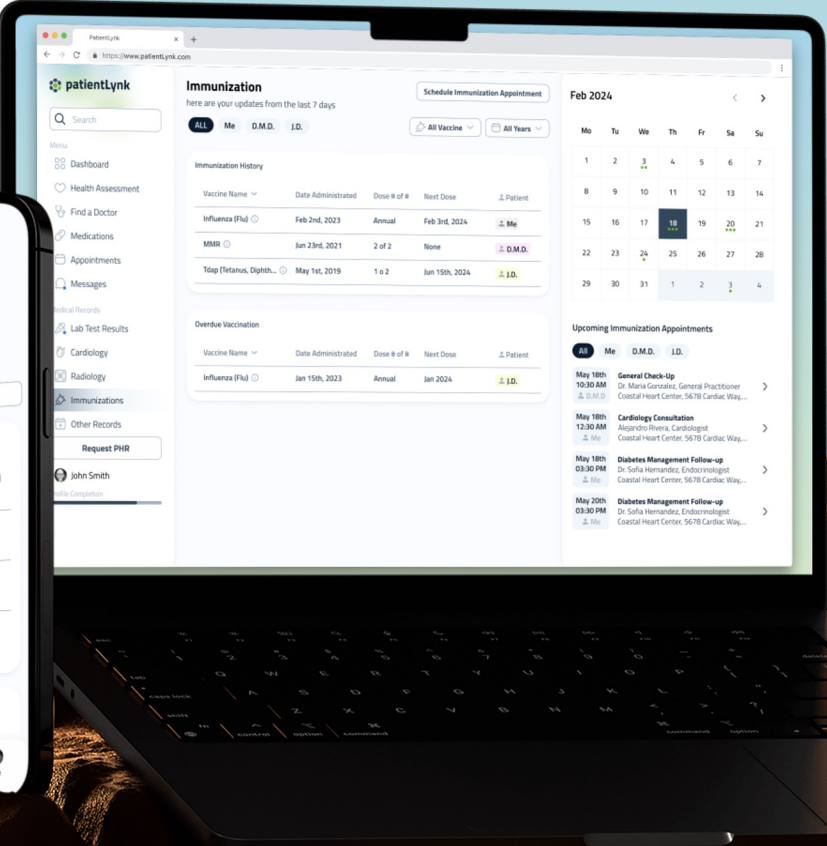
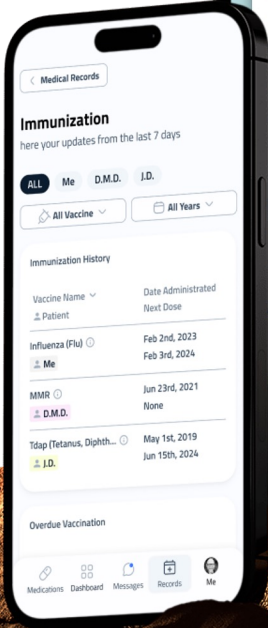
[View Lipid historical table](#) 5 records

### Lipid Panel History

Close

Markers ID	7 Sept	22 Jul	23 Apr	23 Feb	1 Jan
<b>Total Cholesterol</b> 200.0 - 240.0 mg/dL	<span>260.00</span> <span>↔</span>	<span>276.00</span> <span>↔</span>	<span>90.00</span> <span>↔</span>	<span>160.00</span> <span>↔</span>	<span>90.00</span> <span>↔</span>
<b>LDL Cholesterol</b> 100.0 - 130.0 mg/dL	<span>130.00</span> <span>=</span>	<span>130.00</span> <span>↔</span>	<span>100.00</span> <span>↔</span>	<span>110.00</span> <span>↔</span>	<span>160.00</span> <span>↔</span>
<b>HDL Cholesterol</b> 40.0 mg/dL or higher	<span>20.00</span> <span>↔</span>	<span>22.00</span> <span>↔</span>	<span>20.00</span> <span>↔</span>	<span>44.00</span> <span>=</span>	<span>44.00</span> <span>=</span>
<b>Triglycerides</b> 150.0 mg/dL or lower	<span>160.00</span> <span>↔</span>	<span>148.00</span> <span>↔</span>	<span>150.00</span> <span>↔</span>	<span>160.00</span> <span>↔</span>	<span>148.00</span> <span>↔</span>
<b>Cholesterol/HDL Ratio</b> 3.5 or lower	<span>3.5</span> <span>↔</span>	<span>3.3</span> <span>↔</span>	<span>3.2</span> <span>=</span>	<span>3.2</span> <span>=</span>	<span>3.2</span> <span>=</span>
<b>Non-HDL Cholesterol</b> 150.0 - 260.0 mg/dL	<span>260.00</span> <span>↔</span>	<span>240.00</span> <span>↔</span>	<span>250.00</span> <span>↔</span>	<span>230.00</span> <span>↔</span>	<span>200.00</span> <span>↔</span>
<b>LDL/HDL Ratio</b> 3.5 or lower	<span>6.5</span> <span>↔</span>	<span>6.3</span> <span>↔</span>	<span>5.0</span> <span>↔</span>	<span>3.5</span> <span>=</span>	<span>3.5</span> <span>=</span>

# Immunizations





# Patient Profile

patientLynk

Search

Menu

- Dashboard
- Health Assessment
- Find a Doctor
- Medications
- Appointments
- Messages

Medical Records

- Lab Test Results
- Cardiology
- Radiology
- Immunizations
- Other Records

Request PHR

John Smith

Profile Completion

## My Profile

Personal Info

Profile Picture Edit

Full Name: John Smith

Date of Birth: 01/01/1980

Gender: Male

Contact Number: (555) 123-4567 Used for OTP and Messages

Email Address: johndoe@example.com

Address: 1234 Wellness Lane, Healthville, HV 12345

Emergency Contact: Jane Doe (Sister) - (555) 987-6543

Living Will: No living will

Organ Donor Status: Yes

Medical Profile

Surgeries 4

Vitals

## Health Plan

Health Plan Card

Happy Student

Health Plan # 400-800112322

Plan ID 123456789

Group Number 987654321

Plan Type PPO (Preferred Provider Organization)

Coverage Dates Start: 01/01/2024 End: 12/31/2024

Coverage Details

Comprehensive medical, dental, and vision coverage. Includes preventive care, emergency services, prescription drugs, and telehealth options. Some services require a co-pay. Refer to the policy document for detailed benefits and coverage limits.

Insurance Main Contact

- Phone: (800) 555-0199
- Email: support@healthguard.com
- Website: www.healthguard.com

Insurance Emergency

24/7 Emergency Hotline: (800) 555-0011

Document Upload

- HealthGuard\_Policy\_Document\_2024.pdf

# ProviderLynk

The companion product for physician to access clinical trials.

# Patients View

The screenshot displays the 'Patient Lab Results' page on the providerLynk website. The page features a search bar at the top, a list of patient filters on the left, and a table of lab results in the center. The table includes columns for Name, Date of Birth, Sex, Phone, and Received. The page also shows a pagination control at the bottom of the table and a footer with copyright information and navigation links.

providerLynk

Home Documents Patient Provider Map

## Patient Lab Results

Search for...

Patient Filters

YYYY-MM-DD

DATE OF BIRTH

PHONE

Male

Female

NAME DATE OF BIRTH SEX PHONE RECEIVED

JOHN DOE	JAN 1, 1978	MALE	(787) 624-9352	FEB 16, 2024
PEPE RODRIGUEZ	DEC 30, 1991	MALE	(787) 404-8323	NOV 16, 2023
JUAN PEREZ	JAN 1, 1977	MALE	(787) 624-9352	NOV 2, 2023
JOHN ORTIZ	JAN 12, 1977	MALE	(787) 624-9352	NOV 2, 2023
JOE RODRIGUEZ	DEC 30, 1991	MALE	(787) 404-8323	NOV 1, 2023
PEDRO MARTINEZ	JAN 1, 1977	MALE	(787) 624-9352	SEP 8, 2023
MARK MILLER	JAN 1, 1998	MALE	(787) 624-9352	SEP 8, 2023
NOAH ANDERSON	JAN 1, 2020	MALE	(787) 624-9352	SEP 8, 2023
JOHN ALLEN	JAN 1, 1978	MALE	(787) 624-9352	SEP 1, 2023
MARK JACKSON	JAN 1, 1997	MALE	(787) 624-9352	AUG 4, 2023

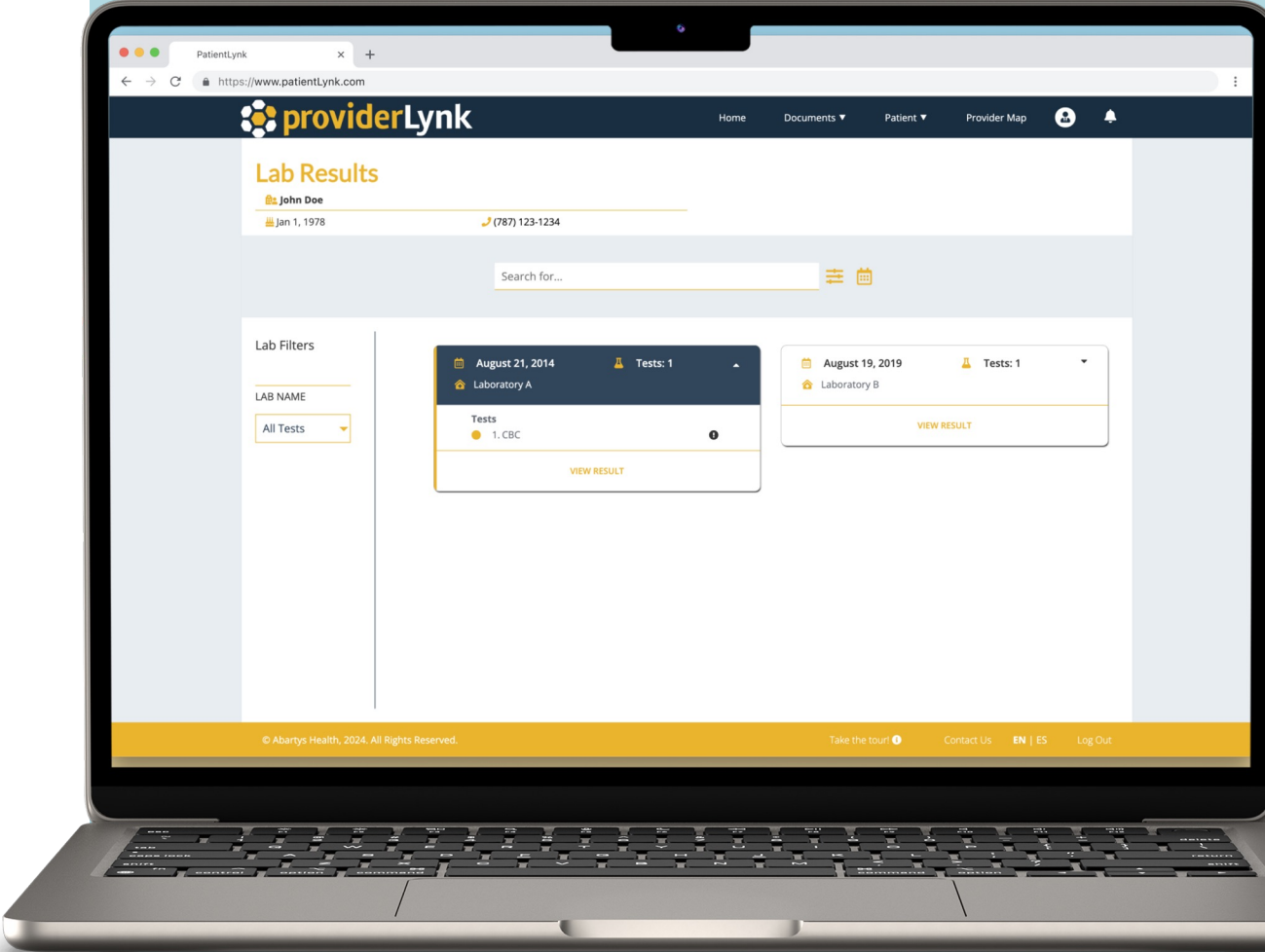
Showing from 1 to 10 of 116 entries

First Previous 1 2 3 4 5 ... 12 Next Last

Show: 10 25 50 100

© Abartys Health, 2024. All Rights Reserved. Take the tour! Contact Us EN | ES Log Out

# Patient Results



# Patient Result Details

The screenshot displays the PatientLynk website interface. At the top, the browser address bar shows the URL <https://www.patientLynk.com>. The website header features the "providerLynk" logo and navigation links for Home, Documents, Patient, and Provider Map. The patient's name, "John Doe", is prominently displayed. Below the name, it indicates "LABORATORY A" and "Dr. Lopez". A location pin icon shows "San Juan, PR" and a calendar icon shows the date "Aug 21, 2014". A "Tests:" dropdown menu is set to "All Tests".

Patient demographics are listed in a light blue box: Name: John Doe, Sex: M, Age: 36, Weight: N/A, Height: N/A, BP: N/A, Temp: N/A, WC: N/A, and Pulse: N/A.

The main content area features a "CBC" (Complete Blood Count) test result summary. Each test is accompanied by a horizontal range chart with a green bar representing the normal range and a red dot indicating the patient's result. The results are as follows:

Test Name	Range	Value
WHITE BLOOD COUNT	4.8 - 10.8 X10 <sup>3</sup> /C MM	60.0
RED BLOOD COUNT	3.75 - 5.4 X10 <sup>6</sup> /C MM	5.0
HEMOGLOBIN	12.5 - 16.5 GM %	15.0
HEMATOCRIT	37.5 - 49.5 %	40.0
MCV	80.0 - 97.0 FL	80.0
MCH	27.0 - 34.0 PG	30.0
MCHC		

At the bottom of the page, a yellow footer contains the copyright notice "© Abarty's Health, 2024. All Rights Reserved.", a "Take the tour" button, and links for "Contact Us", "EN | ES", and "Log Out".

**Read what our users are saying...**

# Our Numbers since 2021

As of Feb 2024

# Patient Accounts

**37,857**

+35,7% YOY

# Results Distributed

**789,715**

+35,7% YOY

# Labs, Hospital, Clinics

**794**

+35,7% YOY

# From our 2023 Customer Success Surveys



4.3 on 2,535 Review

*"It is the first time I used the application, and the response from the laboratory service is immediate upon publication. Apart from that, it is easy to use and manage. Nobody instructed me."*

*"Going to the laboratory at the Metropolitan Hospital of San Juan (Guaynabo), they informed me about how to register, and quickly, notifications of the results started arriving by email, and upon entering, everything was clear and accessible."*

*"I was able to send my results via email to the doctor without having to miss a day of work."*

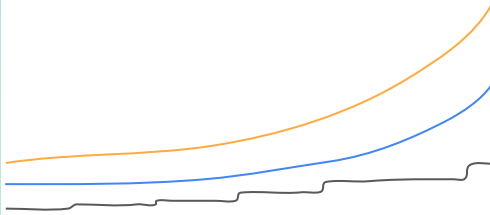
*"I received my results on the same day I did the tests. The way the platform displays the results seems wonderful to me, and also, several laboratories brought the definition of what was being evaluated in the tests."*

*"I loved it because I just entered the info through the provided QR code and quickly accessed the results."*

*"Very convenient since I have the labs accessible at all times."*



Trendline



**95%**

Avg Satisfaction Score

**89**

Net promoter score